

A hand is shown holding a small, lush green hill. On the hill, there is a two-story yellow house with a red roof, several green trees, a butterfly, and some pink and white flowers. Two white birds are standing on the grass. The background is a bright, hazy sky with a sunburst effect.

WASTE MANAGEMENT

THE ECO-SYSTEM WITH A 21st CENTURY APPROACH

WASTE MANAGEMENT

A GROWING CONCERN

- ⌘ Up to 90% of clinical waste and 35% of offensive waste produced in care homes is contaminated with recyclable materials
- ⌘ If you're not waste compliant – you could be paying £650-£850 per tonne
- ⌘ Research shows that the average Care Home is losing £8,000 every year through poor waste management process and procurement
- ⌘ Audits have shown that 70% of waste is consistently put in the wrong waste channels within the care home sector



MANAGE WASTE?

WHAT GETS MEASURED GETS MANAGED

- 8 Did you know accurate auditing of waste is the first step to significantly reduce overheads in waste disposal.
- 8 By understanding your waste and where it goes is the first step to change.
- 8 Responsible disposal of waste can be rewarding in the form of carbon credits.
- 8 Being carbon negative is not only going to save money but enhance your public profile.




THE FOUR PILLARS

THE ROAD MAP TO EFFECTIVE WASTE MANAGEMENT...


Waste Auditing

The conducting of detailed physical waste audits of all waste streams, provides the ability to design solutions that work.




Solution Design

Quality data allows for the design of customised solutions, to combining the latest technology and industry best practices



Implementation

Solution implementation and training of operations staff to ensure continued savings are achieved



Optimisation

The supervision of operations to ensure consistency and certain optimal results are achieved.

AUDITING



**UNLOCKING THE GATEWAY TO EFFECTIVE
WASTE MANAGEMENT.**



WHAT ARE THE BENEFITS?

ADDING VALUE TO ALL...

- ⌘ **Cutting your waste disposal costs**
- ⌘ **Cost Analysis**
- ⌘ **Simple process efficiencies**
- ⌘ **Transparent accurate reports**
- ⌘ **Cost saving negotiation**
- ⌘ **Carbon reporting**
- ⌘ **Fully configurable**
- ⌘ **Meeting environmental obligations**
- ⌘ **Tailored and capability for all commodities**

CUSTOMISE AND RECORD ANY WASTE STREAM...

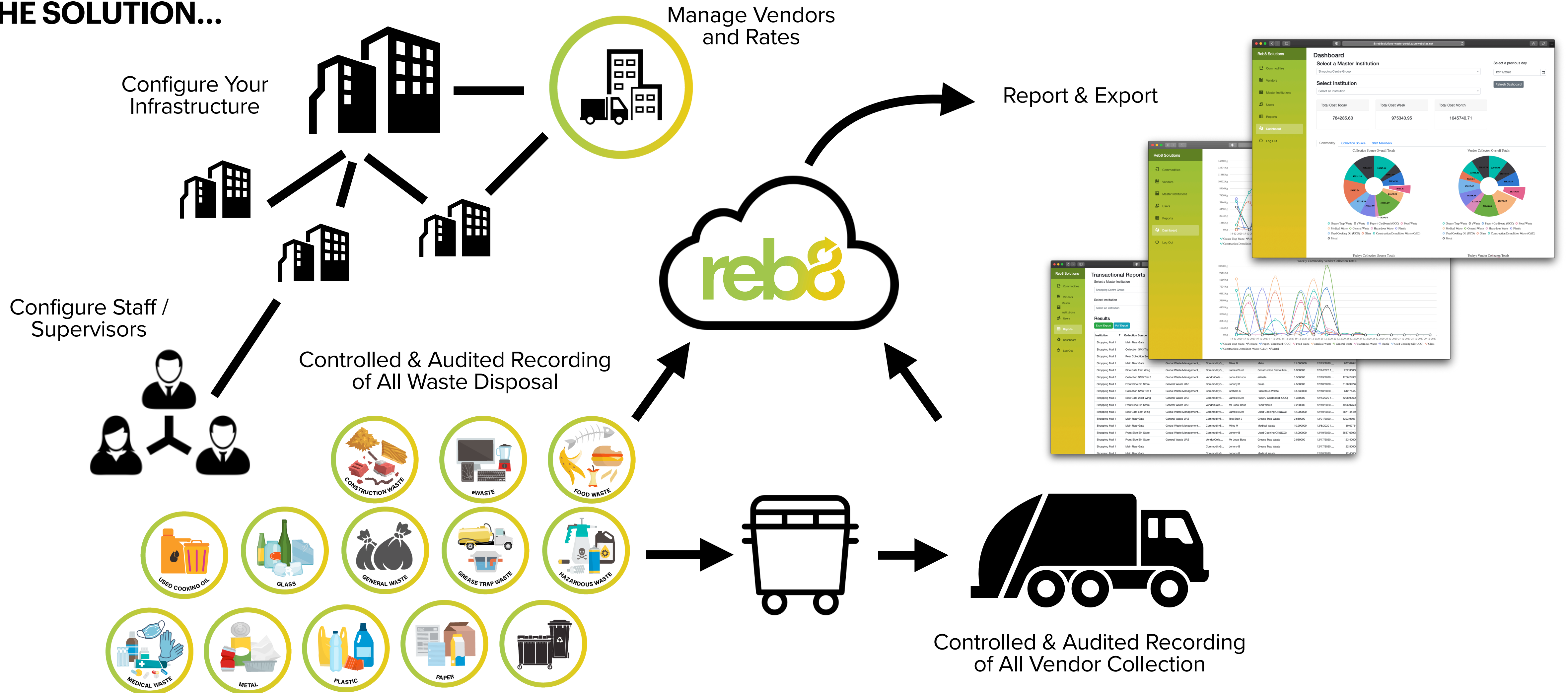
AS MANY AS YOU NEED, EXAMPLES BELOW...





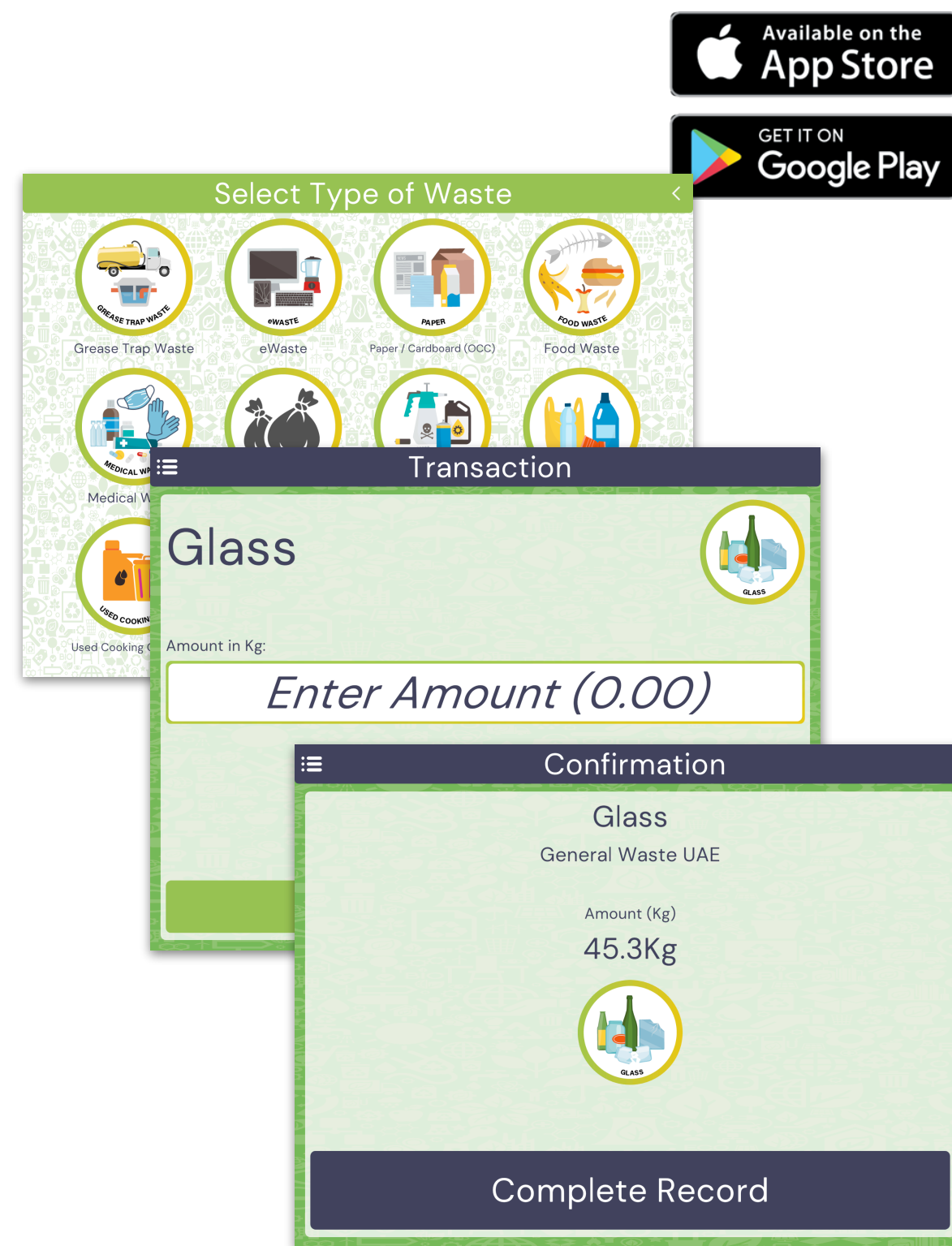
THE SOLUTION...

WASTE AUDITING PLATFORM



THE PLATFORM

TAILORED FOR ALL YOUR WASTE MANAGEMENT NEEDS



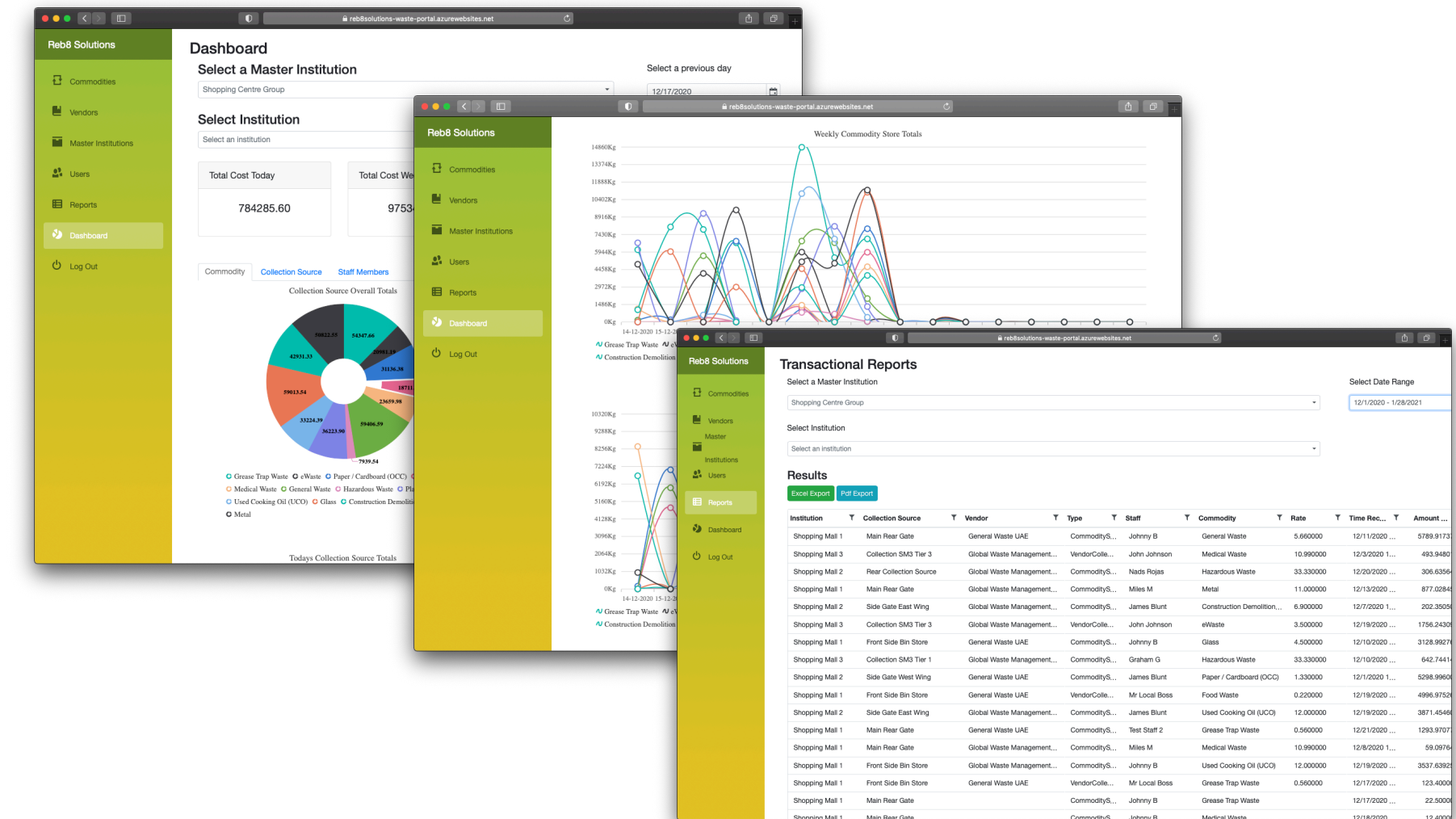
Flexible waste management kiosk.

- ⌘ Install in Seconds
- ⌘ Super simple UX



Cloud hosted platform & API

- ⌘ Custom Integrations
- ⌘ 3rd Party Hardware Integrations



Back Office Portal

- ⌘ Full access anytime anywhere
- ⌘ Full waste management
- ⌘ Vendor & Rate Management
- ⌘ Staff Management - Audit Control
- ⌘ Realtime Dashboard
- ⌘ On-line reporting and exporting

FULL TRANSPARENCY

- ⌘ **Top level reporting access.**
- ⌘ **Itemised waste disposal to vendor collection.**
- ⌘ **Powerful data:**
 - **Drive negotiations.**
 - **Accountability.**
 - **Educate behaviours.**
 - **Encourage & Reward.**



REWARDING PARTICIPATION

**ITS IMPORTANT TO BE ABLE TO SHARE YOUR
PARTICIPATION IN RESPONSIBLE WASTE
MANAGEMENT**



PARTICIPATION & REWARDING SCHEME

PARTICIPATION: DATA DRIVEN DIGITAL BADGE FOR WEB AND SOCIAL



REWARDING: DATA DRIVEN ANNUAL AWARDS INTEGRATED WITH S.A.F.E



Up to 25% reduction in waste over
12 months



25% to 50% reduction in waste over
12 months



50%+ reduction in waste over 12
months

ULTIMATE SOLUTION

- 8 Recording of data via Waste Management Platform
- 8 Waste removed and used to create energy eliminating 90% landfill
- 8 All recyclables collected and removed for recycling
- 8 Care Homes & Retirement Living sectors becoming Carbon neutral
- 8 UK recognition, driving the economy





CHANGE YOUR PERSPECTIVE ON WASTE

PLEASE GET IN TOUCH FOR A DEMO OR MORE INFORMATION

ENQUIRES@REB8RECYCLE.COM